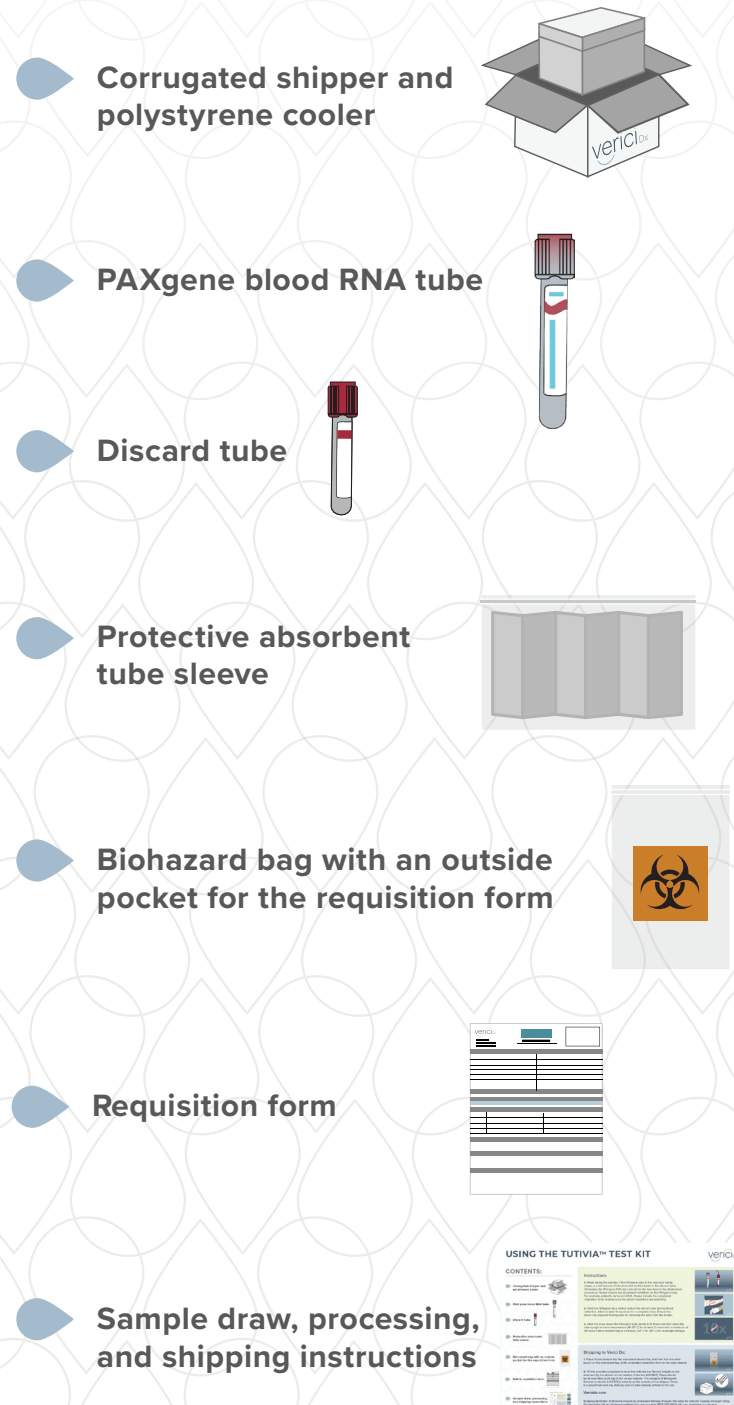


USING THE SAMPLE COLLECTION KIT



CONTENTS:

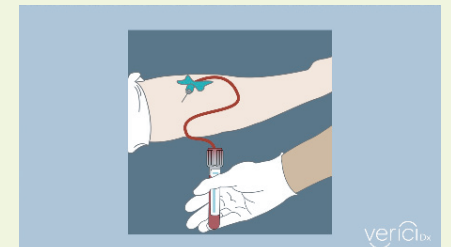
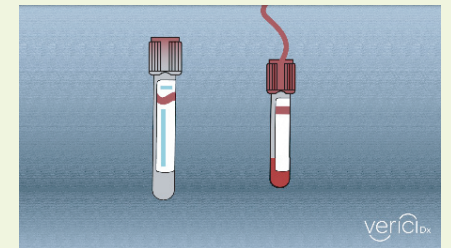


Instructions

1. When taking the sample, if the PAXgene blood RNA tube is the only tube being drawn, a small amount of blood should be first drawn in the discard tube. Otherwise, the PAXgene blood RNA tube should be the last draw in the phlebotomy procedure. Please include two (2) patient identifiers on the PAXgene blood RNA tube. For example, patient's name and DOB. Please include the completed requisition form, making sure the patient identifiers are matching.

2. Hold the PAXgene blood RNA tube vertical below the donor's arm during blood collection. Allow at least 10 seconds for a complete draw. Ensure the blood has stopped flowing prior to removing the tube from the holder.

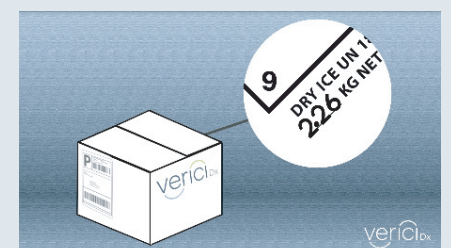

3. After the draw, invert the PAXgene blood RNA tube gently 8-10 times and then store the tube upright at room temperature (18- 25° C) for at least 2 hours with a maximum of 48 hours before transferring to a freezer (-20°C to -80°C) for overnight storage and/or until sample is shipped to testing laboratory. The sample can be shipped on the same day as the draw provided that the sample was drawn in the morning, processed as instructed above, and is 100% frozen prior to shipping.



Shipping to Verici Dx:

1. Place frozen sample into the absorbent sleeve first, and then into the main pouch on the biohazard bag. (with completed requisition form in the outer sleeve)

2. Fill the provided polystyrene inner box with dry ice. Record weight on the attached dry ice sticker on the outside of the box (UN1845). There should be at least 5lbs (2.26 kg) of dry ice per sample. The category B Biological Substance sticker (UN3373) is already on the outside of the shipper. There is a preprinted next-day delivery service label already affixed to the box.



Vericidx.com

Shipping Reminder: Shipments should be scheduled Monday through Thursday for delivery Tuesday through Friday. Contact Verici Dx at clientservices@vericidx.com or call at (833) 243-4552 with any questions or concerns.